

National Update

Clif Porter, Senior Vice President, Government Relations

Dana Ritchie, Senior Director, Not for Profit and Member Services





Polling Question #1



Objectives

- Give insight into the current risks and opportunities within the Biden Administration
- Present an update on the current Congress and their top priorities for 2022
- Provide an update on the current workforce crisis in our sector, and the outreach that is being done to the Biden Administration
- Discuss AHCA's agenda for 2022

Nursing Home Occupancy



Filter by State

All

▼

Latest Data:

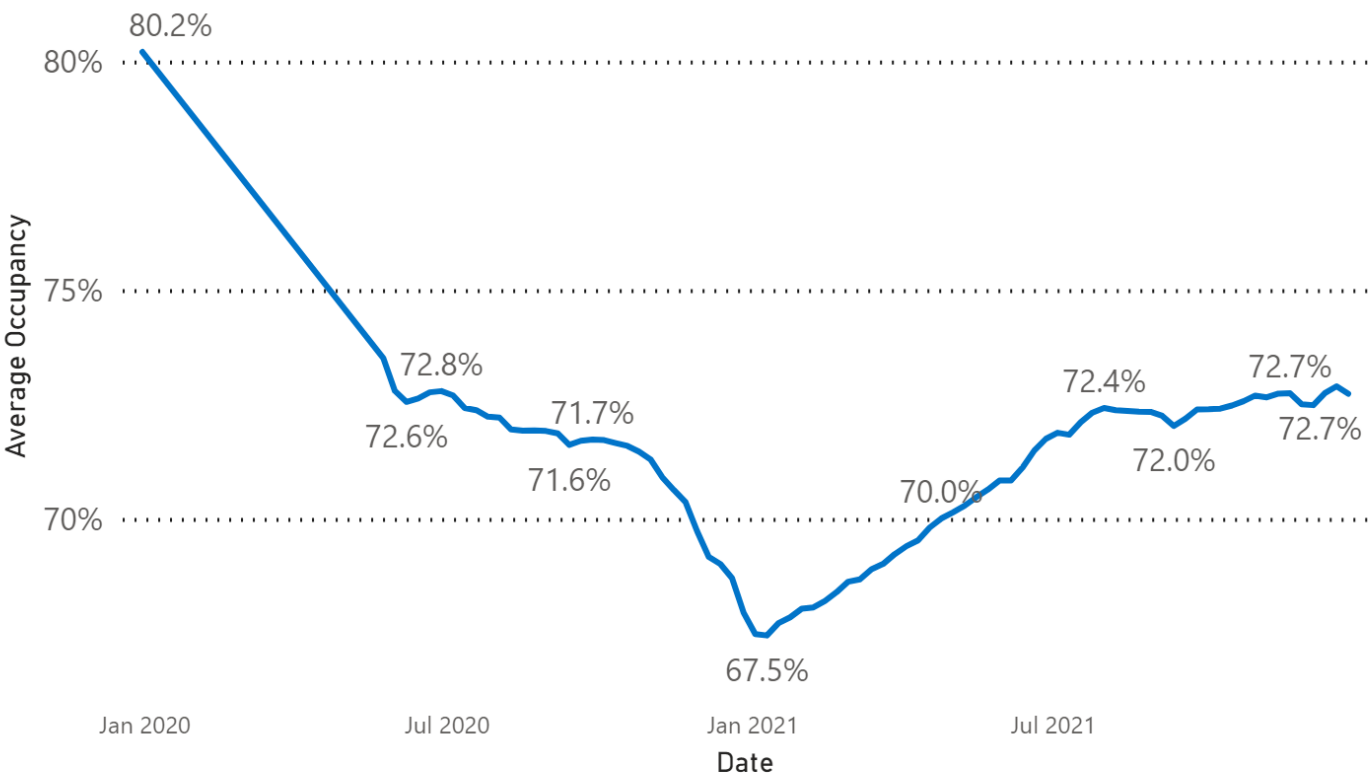
14,168

Nursing Home Reporting

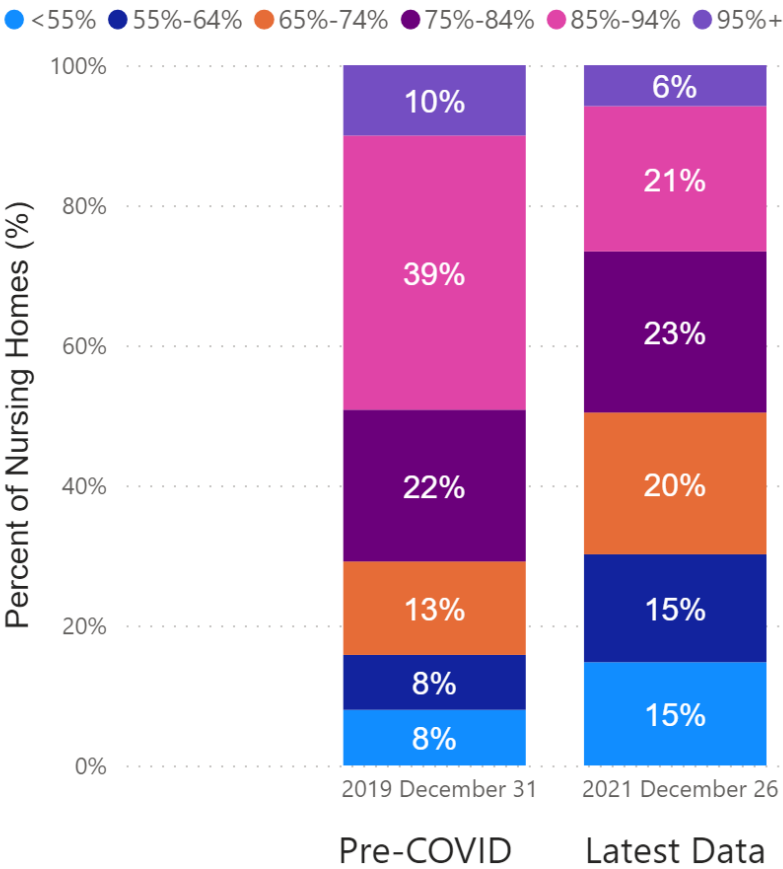
72.7%

Average Occupancy

Trend Since 2019



Distribution of Nursing Home Occupancy



Data Through: Dec 26, 2021
Sources: Payroll-Based Journal (PBJ) for 2019 Occupancy, NHSN for 2020-21 Occupancy

Nursing Home Occupancy By Census Region



West Region

Year	2019	2021
Month	December	December
State	31	26
AK	83.1%	84.9%
AZ	73.4%	69.2%
CA	86.9%	79.4%
CO	80.0%	72.7%
HI	86.3%	79.2%
ID	70.1%	65.8%
MT	65.1%	58.0%
NM	77.2%	71.7%
NV	78.4%	76.6%
OR	68.0%	67.3%
UT	71.1%	69.7%
WA	77.8%	67.3%
WY	77.7%	69.8%
West	80.9%	74.7%

Midwest Region

Year	2019	2021
Month	December	December
State	31	26
IA	76.7%	71.4%
IL	72.8%	66.4%
IN	75.2%	69.2%
KS	80.8%	75.9%
MI	82.1%	72.0%
MN	84.1%	74.4%
MO	70.3%	64.1%
ND	88.9%	84.4%
NE	71.0%	68.6%
OH	81.8%	74.0%
SD	87.5%	76.0%
WI	76.3%	66.5%
Midwest	77.7%	70.6%

South Region

Year	2019	2021
Month	December	December
State	31	26
AL	86.3%	77.3%
AR	71.2%	64.7%
DC	88.1%	77.4%
DE	84.0%	74.7%
FL	87.3%	79.2%
GA	84.5%	73.5%
KY	85.3%	79.1%
LA	76.3%	70.8%
MD	84.4%	77.7%
MS	87.1%	79.8%
NC	82.3%	74.4%
OK	66.0%	59.5%
SC	82.2%	77.3%
TN	75.8%	68.6%
TX	69.1%	59.7%
VA	86.4%	79.7%
WV	88.1%	84.4%
South	79.1%	71.4%

Northeast Region

Year	2019	2021
Month	December	December
State	31	26
CT	86.7%	79.0%
MA	85.3%	77.6%
ME	88.7%	76.8%
NH	86.7%	76.3%
NJ	82.5%	73.2%
NY	91.0%	83.7%
PA	86.3%	75.7%
RI	88.6%	78.6%
VT	82.0%	78.8%
Northeast	86.9%	78.0%

Sources: Payroll-Based Journal (PBJ) for 2019 Occupancy, NHSN for 2020-21 Occupancy

Nursing Home Occupancy - State Map

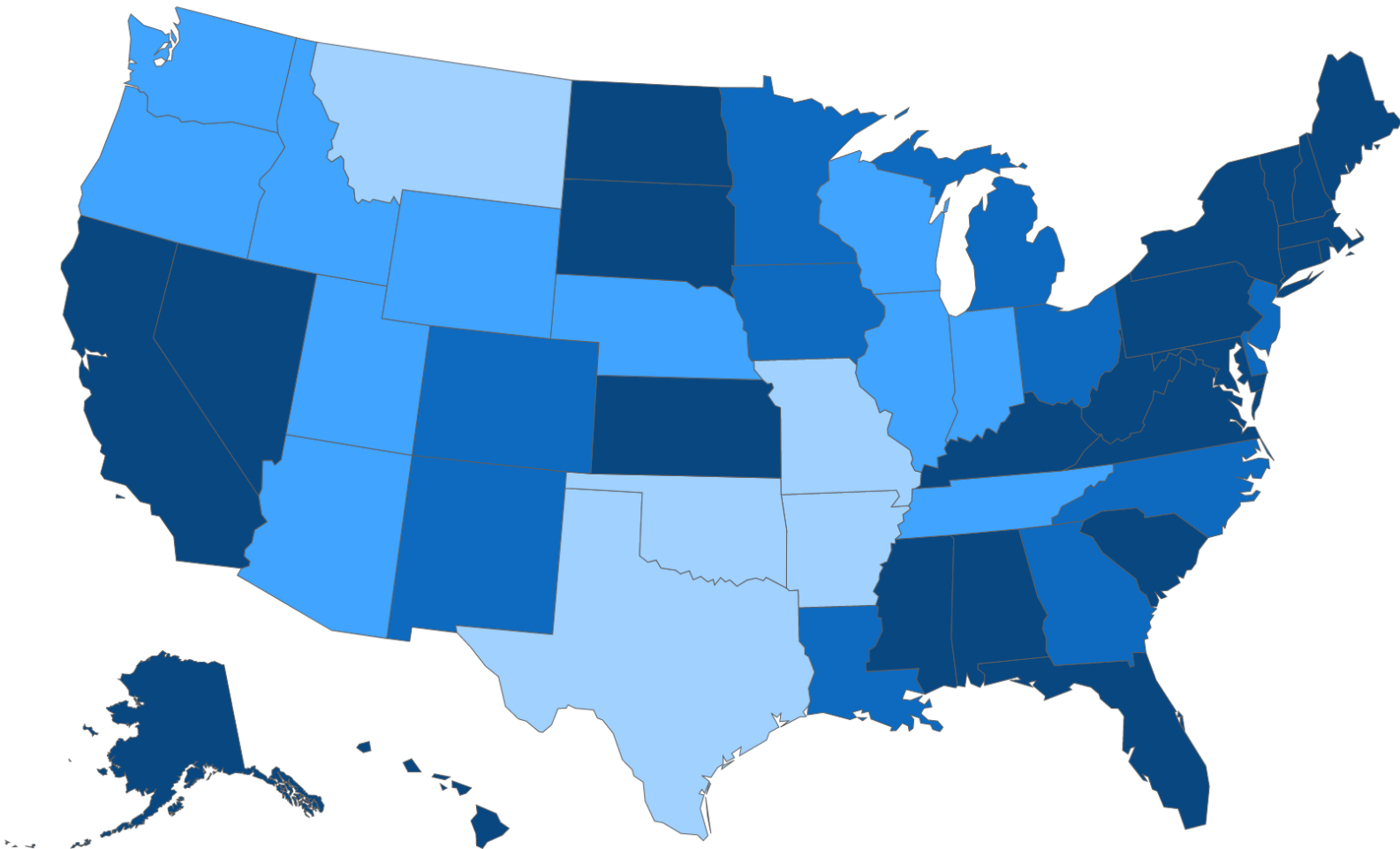
Filter by Date

December 26, 2021



Average Occupancy

● ≤65% ● 66%-70% ● 71%-75% ● 75%+



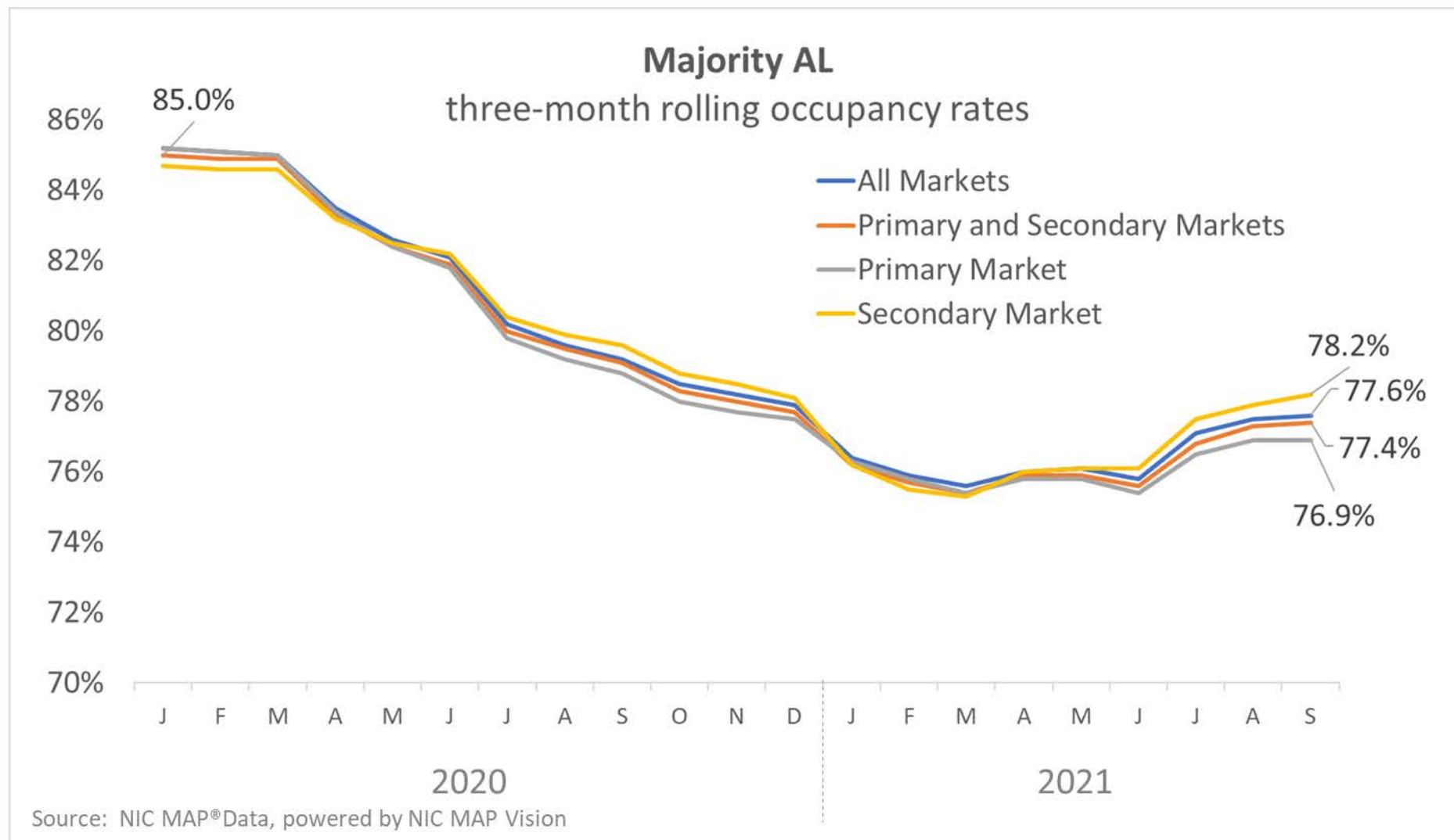
Sources: Payroll-Based Journal (PBJ) for 2019 Occupancy, NHSN for 2020-21 Occupancy

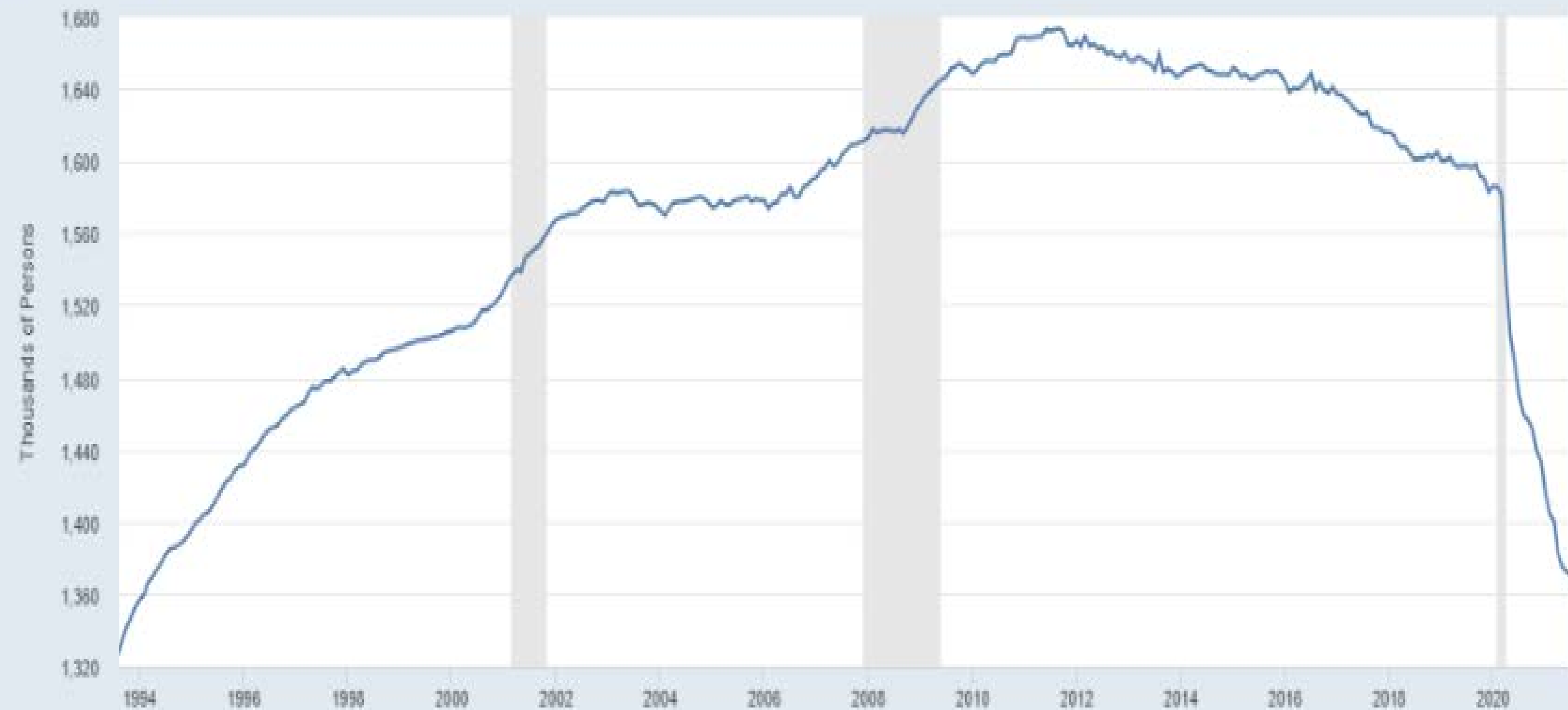


Assisted Living Occupancy

- The National Investment Center (NIC) indicates that census as of October 2021 stands at 80.1%
 - Pre-pandemic, census was at 85.5%

Majority AL Occupancy Rates by Market Types





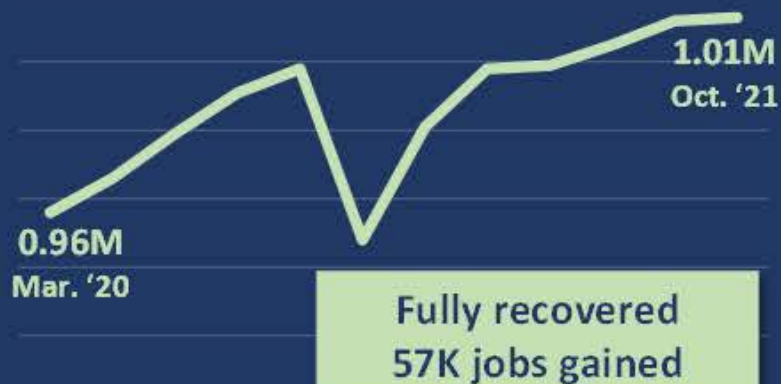
Shaded areas indicate U.S. recessions.

Source: U.S. Bureau of Labor Statistics

fred.stlouisfed.org

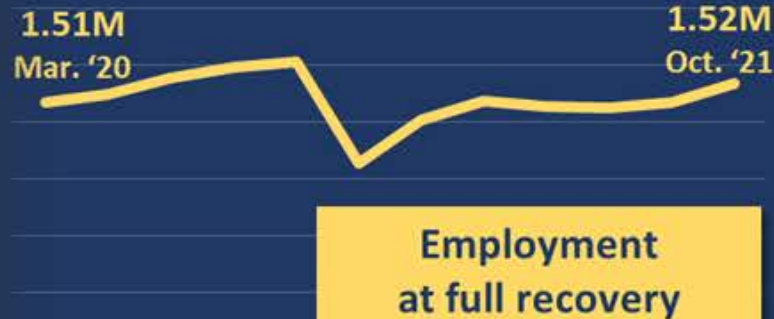
**FULLY RECOVERED:
PRE-PANDEMIC LEVELS**

**OUTPATIENT CARE CENTERS
EMPLOYMENT (# JOBS)**



**NEAR/AT FULL RECOVERY:
PRE-PANDEMIC LEVELS**

**HOME HEALTH CARE SERVICES
EMPLOYMENT (# JOBS)**



**SIGNIFICANTLY BELOW:
PRE-PANDEMIC LEVELS**

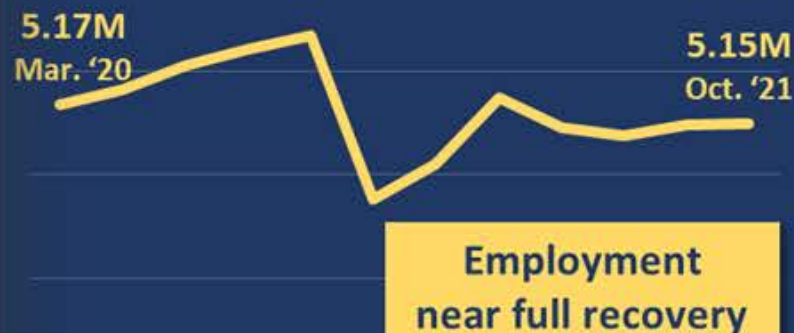
**NURSING HOMES
EMPLOYMENT (# JOBS)**



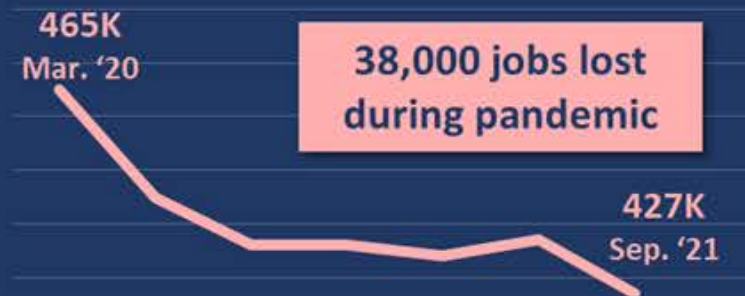
**OFFICES OF PHYSICIANS
EMPLOYMENT (# JOBS)**



**HOSPITALS
EMPLOYMENT (# JOBS)**

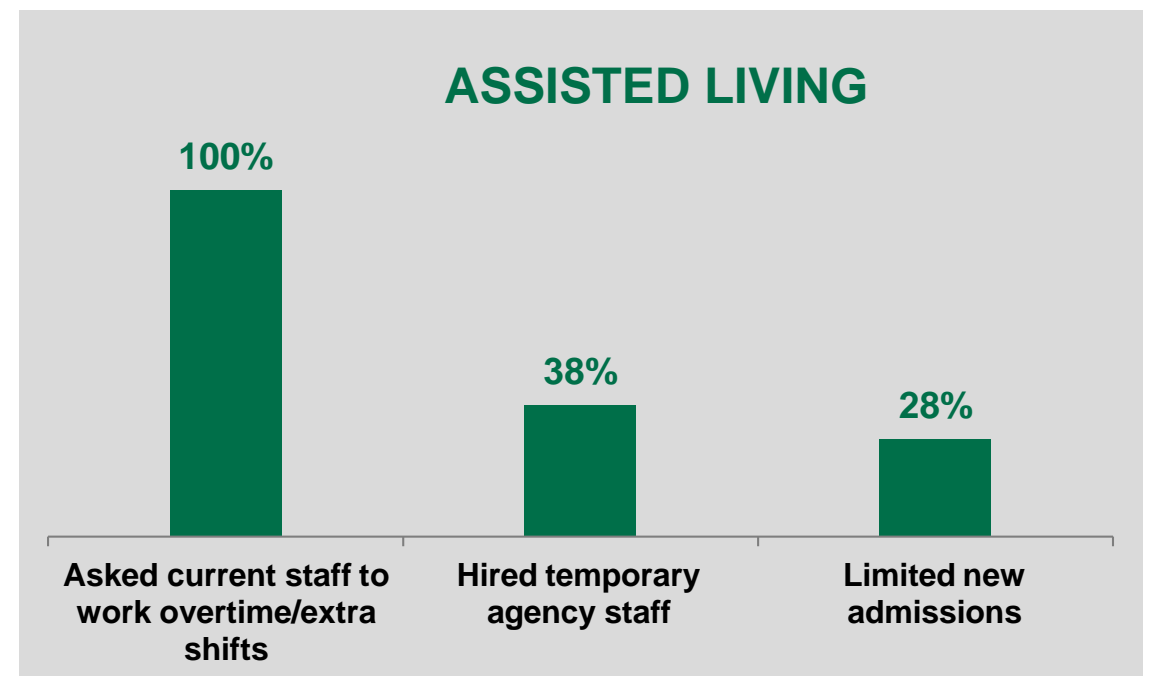
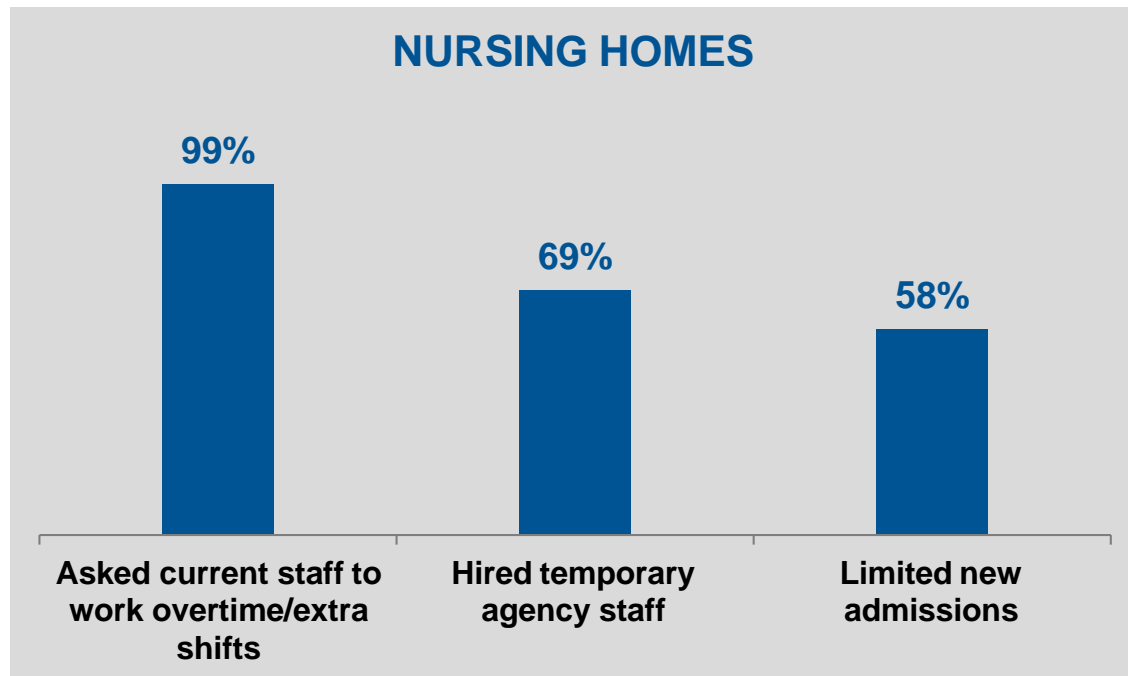


**ASSISTED LIVING COMMUNITIES
EMPLOYMENT (# JOBS)**




Nearly every nursing home and assisted living community is asking staff to work overtime or extra shifts.
58% of nursing homes are limiting new admissions due to staffing shortages.

Q. What adjustments have you made due to staffing shortages?





Biden Administration & Congress



Biden Administration

- Risks (2022 and beyond):
 - Arbitration
 - Increased Regulations
 - Requirements of Participation (version 2)
 - Stricter Department of Labor regulations
 - Survey enforcement implications
- Opportunities
 - More Funding
 - Minimal in Reconciliation vs. current language



Risks: BBBA, Reconciliation, and Other Democrat Legislative Ideas from Congress

- Arbitration – reversing Trump regulation
- **24-hour RN (unfunded)**
- 30-day PPE (includes AL)
- Full-time infection control (unfunded)
- **Staff ratios**
- Workforce waiver concerns
- Informed consent for psychotropic drugs
- CMP increases for non-compliance
- Five Star changes
- Private equity concerns



Congressional State of Play

- Bipartisan Infrastructure bill (Passed)
- Reconciliation
 - Risks
- Continuing Resolution/Debt ceiling
- Congressional Oversight
- Election year politics



Polling Question #2



Workforce Outreach



Agency Outreach

- Homeland, State Department and USCIS – Immigration
 - U.S. News and World Report & Coalition efforts
- FTC – Staffing Agency Price Gouging
- CMS – Nurse Aid Training Waiver



Refugee Partnerships

- IRC & LIRS
- White House Roundtable
- State Partnerships



Polling Question #3



AHCA's Agenda



AHCA's Agenda

- Provider Relief Disbursement
 - Portal opened on September 29th
 - Closed on November 3rd
- Support States in Obtaining State and Local Stimulus Funding
- Care for Our Seniors Act



Provider Relief Funding

- Approximately \$45 billion in general fund and \$8.5 billion in the rural fund
- \$13 billion is requested for SNFs and AL facilities
- Phase IV: \$25.5 billion has been announced
 - \$17 billion in general PRF (available to SNF and AL providers)
 - **75% of this fund is for loss revenue and increased expenses**
 - **25% of this Medicare and Medicaid volume**
 - \$8.5 billion PRF rural fund
 - **Based on Medicare and Medicaid volume only**



Provider Relief Funding

- Goal is for PRF funds to be distributed
 - Around Thanksgiving for rural fund
 - Mid-December for the general fund
- There is approximately \$22 billion left in fund
 - Will be used for appeals and payments
- \$7 billion not allocated
- Providers may contact HRSA's Provider Support Line for assistance with challenging issues, such as TIN validation, at (866) 569-3522.



Support States in Obtaining State and Local Stimulus Funding



Additional State Funding

- \$10.8 Billion in state rate add-ons
- Various States have given SNFs and AL additional stimulus funding due to COVID



Care For Our Seniors Act

Four main areas:

- Clinical
 - Enhance the Quality of Care
- Workforce
 - Strengthen & Support Frontline Caregivers
- Oversight
 - Improve Systems to be More Resident-Driven
- Structural
 - Modernize for Resident Dignity & Safety



COVID-19 Blanket Waivers for Health Care Providers

- The waivers are retroactive to March 1, 2020 and will expire at the end of the emergency declaration.
- A few examples of are:
 - FMAP increase to states
 - Codified and conjoined to PHE
 - 3 day stay
 - 1135 waiver on training and certification of nurse aides



Home & Community-Based Services

- **CHOOSE Act**

- Sponsors in the Senate are Sens. Stabenow (MI), Young (IN), Hassan (NH), Collins (ME), Casey (PA), Lankford (OK), Cardin (MD), and Lummis (WY)
- We oppose in current form
- Senate sponsors want our support and are willing to make changes
- Legislation will move in 2022



Congressional Briefing

June 6-7, 2022

“Hyatt Regency Washington on Capitol Hill”

- Attend briefings and gain understanding of Congress and AHCA/NCAL’s goals
- Hear insights from Members of Congress, Administration officials, and Washington experts
- Meet with elected officials and policy makers
 - Build relationships with Members of Congress
 - Shape public policy
 - Network with peers





Questions?

AHCA[®]
AMERICAN HEALTH CARE ASSOCIATION

NCAL[®]
NATIONAL CENTER FOR ASSISTED LIVING

IMPROVING LIVES *by*
DELIVERING SOLUTIONS *for*
QUALITY CARE